



Delta 8 Distillate

Sample ID: IHL-D0102

Matrix: Hemp Extracts &

Date Sampled: 02/09/21

Date Accepted: 02/09/21

IHL-D0102

Results at a Glance

Total THC : <LOQ

Total CBD : <LOQ

delta 8-THC : 94.77 % PASS

Pesticides : PASS

Residual Solvent Analysis : PASS



Russell Kuhfeld

Russell Kuhfeld
Quality Officer - 2/20/2021

All QC samples met acceptance criteria of the method; data available upon request. These results relate only to the sample included on this report. The report may not be reproduced except in full, without the written permission of Green Leaf Lab.

This is for informational testing and is not compliance testing. Lab results apply to the sample as received.



Delta 8 Distillate

Sample ID: IHL-D0102

Date Sampled: 02/09/21

Matrix: Hemp Extracts &

Date Accepted: 02/09/21

IHL-D0102

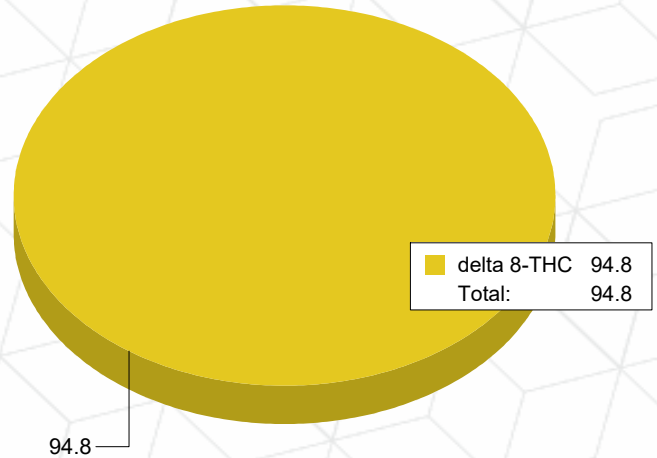
Potency Analysis

Date/Time Extracted: 02/11/21 11:21

Analysis Method/SOP: 215

Batch Identification: IHL-D0102

Cannabinoids	LOQ (%)	% by Wt.	mg/g	Cannabinoids Profile
Total THC	0.6307	< LOQ	< LOQ	
Total CBD	0.1725	< LOQ	< LOQ	
THCA	0.2428	< LOQ	< LOQ	
delta 9-THC	0.6307	< LOQ	< LOQ	
delta 8-THC	0.3736	94.77	947.7	
Exo-THC	0.0868	< LOQ	< LOQ	
THCV	0.4207	< LOQ	< LOQ	
THCVA	0.1567	< LOQ	< LOQ	
CBD	0.1295	< LOQ	< LOQ	
CBDA	0.1725	< LOQ	< LOQ	
CBDV	0.4160	< LOQ	< LOQ	
CBDVA	0.1364	< LOQ	< LOQ	
CBN	0.2489	< LOQ	< LOQ	
CBG	0.0655	< LOQ	< LOQ	
CBGA	0.0655	< LOQ	< LOQ	
CBC	0.0746	< LOQ	< LOQ	
Total Cannabinoids		94.77	947.7	



Total THC = delta 9-THC + (THCA * 0.877)

Total CBD = CBD + (CBDA * 0.877)

Total CBG = CBG + (CBGA * 0.878)

LOQ=Limit of Quantification, the lowest measurable concentration of an analyte.



ISO 17025
ACCREDITED
LABORATORY

Russell Kuhfeld

Russell Kuhfeld
Quality Officer - 2/20/2021

All QC samples met acceptance criteria of the method; data available upon request. These results relate only to the sample included on this report. The report may not be reproduced except in full, without the written permission of Green Leaf Lab.

This is for informational testing and is not compliance testing. Lab results apply to the sample as received.



Delta 8 Distillate

Sample ID: IHL-D0102

Date Sampled: 02/09/21

Matrix: Hemp Extracts &

Date Accepted: 02/09/21

IHL-D0102

Pesticide Analysis in ppm

Date/Time Extracted: 02/11/21 13:41

Analysis Method/SOP: 202

Analyte	Result	Action Level	LOD	LOQ	Units	Analyte	Result	Action Level	LOD	LOQ	Units
Abamectin	< LOQ	0.5		0.4	ppm	Acephate	< LOQ	0.4		0.06	ppm
Acequinocyl	< LOQ	2		0.4	ppm	Acetamiprid	< LOQ	0.2		0.06	ppm
Aldicarb	< LOQ	0.4		0.06	ppm	Azoxystrobin	< LOQ	0.2		0.06	ppm
Bifenazate	< LOQ	0.2		0.06	ppm	Bifenthrin	< LOQ	0.2		0.06	ppm
Boscalid	< LOQ	0.4		0.06	ppm	Carbaryl	< LOQ	0.2		0.06	ppm
Carbofuran	< LOQ	0.2		0.06	ppm	Chlorantraniliprole	< LOQ	0.2		0.06	ppm
Chlorfenapyr	< LOQ	1		0.4	ppm	Chlorpyrifos	< LOQ	0.2		0.06	ppm
Clofentezine	< LOQ	0.2		0.06	ppm	Cyfluthrin	< LOQ	1		0.06	ppm
Cypermethrin	< LOQ	1		0.4	ppm	Daminozide	< LOQ	1		0.06	ppm
DDVP (Dichlorvos)	< LOQ	1		0.06	ppm	Diazinon	< LOQ	0.2		0.06	ppm
Dimethoate	< LOQ	0.2		0.06	ppm	Ethoprophos	< LOQ	0.2		0.06	ppm
Etofenprox	< LOQ	0.4		0.06	ppm	Etoxazole	< LOQ	0.2		0.06	ppm
Fenoxycarb	< LOQ	0.2		0.06	ppm	Fenpyroximate	< LOQ	0.4		0.06	ppm
Fipronil	< LOQ	0.4		0.1	ppm	Flonicamid	< LOQ	1		0.06	ppm
Fludioxonil	< LOQ	0.4		0.06	ppm	Fludioxonil	< LOQ	0.4		0.06	ppm
Hexythiazox	< LOQ	1		0.1	ppm	Imazalil	< LOQ	0.2		0.06	ppm
Imidacloprid	< LOQ	0.4		0.06	ppm	Kresoxim-methyl	< LOQ	0.4		0.1	ppm
Malathion	< LOQ	0.2		0.06	ppm	Metalaxyl	< LOQ	0.2		0.06	ppm
Methiocarb	< LOQ	0.2		0.06	ppm	Methomyl	< LOQ	0.4		0.06	ppm
Methyl parathion	< LOQ	0.2		0.06	ppm	MGK-264	< LOQ	0.2		0.06	ppm
Myclobutanil	< LOQ	0.2		0.06	ppm	Naled	< LOQ	0.5		0.06	ppm
Oxamyl	< LOQ	1		0.06	ppm	Paclobutrazol	< LOQ	0.4		0.06	ppm
Permethrins	< LOQ	0.2		0.06	ppm	Phosmet	< LOQ	0.2		0.06	ppm
Piperonyl butoxide	< LOQ	2		0.9	ppm	Prallethrin	< LOQ	0.2		0.06	ppm
Propiconazole	< LOQ	0.4		0.06	ppm	Propoxur	< LOQ	0.2		0.06	ppm
Pyrethrins	< LOQ	1		0.06	ppm	Pyridaben	< LOQ	0.2		0.06	ppm
Spinosad	< LOQ	0.2		0.06	ppm	Spiromesifen	< LOQ	0.2		0.06	ppm
Spirotetramat	< LOQ	0.2		0.06	ppm	Spiroxamine	< LOQ	0.4		0.06	ppm
Tebuconazole	< LOQ	0.4		0.06	ppm	Thiacloprid	< LOQ	0.2		0.06	ppm
Thiamethoxam	< LOQ	0.2		0.06	ppm	Trifloxystrobin	< LOQ	0.2		0.06	ppm

ND - Compound not detected

Results above the Action Level fail state testing requirements and will be highlighted **Red**.



Russell Kuhfeld

Russell Kuhfeld
Quality Officer - 2/20/2021

All QC samples met acceptance criteria of the method; data available upon request. These results relate only to the sample included on this report. The report may not be reproduced except in full, without the written permission of Green Leaf Lab.

This is for informational testing and is not compliance testing. Lab results apply to the sample as received.



Delta 8 Distillate

Sample ID: IHL-D0102

Date Sampled: 02/09/21

Matrix: Hemp Extracts &

Date Accepted: 02/09/21

IHL-D0102

Residual Solvents

Date/Time Extracted: 02/11/21 09:30

Analysis Method/SOP: 205

Analyte	Result	Action Level	LOD	LOQ	Units
1,4-Dioxane	< LOQ	380		50.00	ppm
2-Butanol	< LOQ	5000		1000	ppm
2-Ethoxyethanol	< LOQ	160		80.00	ppm
2-Propanol (IPA)	< LOQ	5000		1000	ppm
Acetone	< LOQ	5000		1000	ppm
Acetonitrile	< LOQ	410		50.00	ppm
Benzene	< LOQ	2		1.000	ppm
Butanes	< LOQ	5000		1000	ppm
Cumene	< LOQ	70		35.00	ppm
Cyclohexane	< LOQ	3880		50.00	ppm
Dichloromethane	< LOQ	600		50.00	ppm
Ethyl acetate	< LOQ	5000		1000	ppm
Ethyl benzene	< LOQ	2170		35.00	ppm
Ethyl ether	< LOQ	5000		1000	ppm
Ethylene glycol	< LOQ	620		310.0	ppm
Ethylene oxide	< LOQ	50		25.00	ppm
Heptane	< LOQ	5000		1000	ppm
Hexanes	< LOQ	290		50.00	ppm
Isopropyl acetate	< LOQ	5000		1000	ppm
Methanol	< LOQ	3000		1000	ppm
Pentanes	< LOQ	5000		1000	ppm
Propane	< LOQ	5000		1000	ppm
Tetrahydrofuran	< LOQ	720		50.00	ppm
Toluene	< LOQ	890		50.00	ppm
Xylenes	< LOQ	2170		50.00	ppm

<LOQ - Results below the Limit of Quantitation

Results above the Action Level fail state testing requirements and will be highlighted **Red**.



Russell Kuhfeld

Russell Kuhfeld
Quality Officer - 2/20/2021

All QC samples met acceptance criteria of the method; data available upon request. These results relate only to the sample included on this report. The report may not be reproduced except in full, without the written permission of Green Leaf Lab.

This is for informational testing and is not compliance testing. Lab results apply to the sample as received.



Quality Control Potency

Batch: IHL-D0102- 215-Concentrates

Blank(2107042-BLK1)						
Analyte	Result	LOQ	Units	%Recovery Limits	Extracted	Analyzed
THCA	< LOQ	0.0607	%		02/11/21 11:21	02/11/21 22:03
delta 9-THC	< LOQ	0.1577	%		02/11/21 11:21	02/11/21 22:03
delta 8-THC	< LOQ	0.0934	%		02/11/21 11:21	02/11/21 22:03
Exo-THC	< LOQ	0.0217	%		02/11/21 11:21	02/11/21 22:03
THCV	< LOQ	0.1052	%		02/11/21 11:21	02/11/21 22:03
THCVA	< LOQ	0.0392	%		02/11/21 11:21	02/11/21 22:03
CBD	< LOQ	0.0324	%		02/11/21 11:21	02/11/21 22:03
CBDA	< LOQ	0.0431	%		02/11/21 11:21	02/11/21 22:03
CBDV	< LOQ	0.1040	%		02/11/21 11:21	02/11/21 22:03
CBDVA	< LOQ	0.0341	%		02/11/21 11:21	02/11/21 22:03
CBN	< LOQ	0.0622	%		02/11/21 11:21	02/11/21 22:03
CBG	< LOQ	0.0164	%		02/11/21 11:21	02/11/21 22:03
CBGA	< LOQ	0.0164	%		02/11/21 11:21	02/11/21 22:03
CBC	< LOQ	0.0186	%		02/11/21 11:21	02/11/21 22:03

Reference(2107042-SRM1)						
Analyte	% Recovery	LOQ	Units	%Recovery Limits	Extracted	Analyzed
THCA	102	0.0280	%	80-120	02/11/21 11:21	02/11/21 22:26
delta 9-THC	100	0.0728	%	80-120	02/11/21 11:21	02/11/21 22:26
CBD	104	0.0150	%	80-120	02/11/21 11:21	02/11/21 22:26
CBDA	105	0.0199	%	80-120	02/11/21 11:21	02/11/21 22:26

Pesticide Analysis

Batch: 2107045 - 202

Blank(2107045-BLK1)						
Analyte	Result	LOQ	Units	%Recovery Limits	Extracted	Analyzed
Abamectin	< LOQ	0.4	ppm		02/11/21 13:41	02/11/21 19:16
Acephate	< LOQ	0.05	ppm		02/11/21 13:41	02/11/21 19:16
Acequinocyl	< LOQ	0.4	ppm		02/11/21 13:41	02/11/21 19:16
Acetamiprid	< LOQ	0.05	ppm		02/11/21 13:41	02/11/21 19:16
Aldicarb	< LOQ	0.05	ppm		02/11/21 13:41	02/11/21 19:16
Azoxystrobin	< LOQ	0.05	ppm		02/11/21 13:41	02/11/21 19:16
Bifenazate	< LOQ	0.05	ppm		02/11/21 13:41	02/11/21 19:16
Bifenthrin	< LOQ	0.05	ppm		02/11/21 13:41	02/11/21 19:16
Boscalid	< LOQ	0.05	ppm		02/11/21 13:41	02/12/21 16:21
Carbaryl	< LOQ	0.05	ppm		02/11/21 13:41	02/11/21 19:16
Carbofuran	< LOQ	0.05	ppm		02/11/21 13:41	02/11/21 19:16
Chlorantraniliprole	< LOQ	0.05	ppm		02/11/21 13:41	02/11/21 19:16
Chlorfenapyr	< LOQ	0.4	ppm		02/11/21 13:41	02/12/21 16:21



Russell Kuhfeld

Russell Kuhfeld
Quality Officer - 2/20/2021

All QC samples met acceptance criteria of the method; data available upon request. These results relate only to the sample included on this report. The report may not be reproduced except in full, without the written permission of Green Leaf Lab.

This is for informational testing and is not compliance testing. Lab results apply to the sample as received.



Quality Control Pesticide Analysis (Continued)

Batch: IHL-D0102- 202 (Continued)

Blank(2107045-BLK1)						
Analyte	Result	LOQ	Units	%Recovery Limits	Extracted	Analyzed
Chlorpyrifos	< LOQ	0.05	ppm		02/11/21 13:41	02/11/21 19:16
Clofentezine	< LOQ	0.05	ppm		02/11/21 13:41	02/11/21 19:16
Daminozide	< LOQ	0.05	ppm		02/11/21 13:41	02/11/21 19:16
Cyfluthrin	< LOQ	0.05	ppm		02/11/21 13:41	02/12/21 16:21
Diazinon	< LOQ	0.05	ppm		02/11/21 13:41	02/11/21 19:16
Cypermethrin	< LOQ	0.4	ppm		02/11/21 13:41	02/12/21 16:21
Dimethoate	< LOQ	0.05	ppm		02/11/21 13:41	02/11/21 19:16
Ethoprophos	< LOQ	0.05	ppm		02/11/21 13:41	02/11/21 19:16
Etofenprox	< LOQ	0.05	ppm		02/11/21 13:41	02/11/21 19:16
Etoxazole	< LOQ	0.05	ppm		02/11/21 13:41	02/11/21 19:16
Fenoxycarb	< LOQ	0.05	ppm		02/11/21 13:41	02/11/21 19:16
Fenpyroximate	< LOQ	0.05	ppm		02/11/21 13:41	02/11/21 19:16
Flonicamid	< LOQ	0.05	ppm		02/11/21 13:41	02/11/21 19:16
Fludioxonil	< LOQ	0.05	ppm		02/11/21 13:41	02/11/21 19:16
Hexythiazox	< LOQ	0.1	ppm		02/11/21 13:41	02/11/21 19:16
Imazalil	< LOQ	0.05	ppm		02/11/21 13:41	02/11/21 19:16
Fipronil	< LOQ	0.1	ppm		02/11/21 13:41	02/12/21 16:21
Imidacloprid	< LOQ	0.05	ppm		02/11/21 13:41	02/11/21 19:16
Fludioxonil	< LOQ	0.05	ppm		02/11/21 13:41	02/12/21 16:21
Metalaxyl	< LOQ	0.05	ppm		02/11/21 13:41	02/11/21 19:16
Methiocarb	< LOQ	0.05	ppm		02/11/21 13:41	02/11/21 19:16
Methomyl	< LOQ	0.05	ppm		02/11/21 13:41	02/11/21 19:16
Myclobutanil	< LOQ	0.05	ppm		02/11/21 13:41	02/11/21 19:16
Kresoxim-methyl	< LOQ	0.1	ppm		02/11/21 13:41	02/12/21 16:21
Naled	< LOQ	0.05	ppm		02/11/21 13:41	02/11/21 19:16
Malathion	< LOQ	0.05	ppm		02/11/21 13:41	02/12/21 16:21
Oxamyl	< LOQ	0.05	ppm		02/11/21 13:41	02/11/21 19:16
Paclobutrazol	< LOQ	0.05	ppm		02/11/21 13:41	02/11/21 19:16
Methyl parathion	< LOQ	0.05	ppm		02/11/21 13:41	02/12/21 16:21
MGK-264	< LOQ	0.05	ppm		02/11/21 13:41	02/12/21 16:21
Phosmet	< LOQ	0.05	ppm		02/11/21 13:41	02/11/21 19:16
Piperonyl butoxide	< LOQ	0.8	ppm		02/11/21 13:41	02/11/21 19:16
Prallethrin	< LOQ	0.05	ppm		02/11/21 13:41	02/11/21 19:16
Propoxur	< LOQ	0.05	ppm		02/11/21 13:41	02/11/21 19:16
Permethrins	< LOQ	0.05	ppm		02/11/21 13:41	02/12/21 16:21
Pyrethrins	< LOQ	0.05	ppm		02/11/21 13:41	02/11/21 19:16
Pyridaben	< LOQ	0.05	ppm		02/11/21 13:41	02/11/21 19:16
Propiconazole	< LOQ	0.05	ppm		02/11/21 13:41	02/12/21 16:21



Russell Kuhfeld

Russell Kuhfeld
Quality Officer - 2/20/2021

All QC samples met acceptance criteria of the method; data available upon request. These results relate only to the sample included on this report. The report may not be reproduced except in full, without the written permission of Green Leaf Lab.

This is for informational testing and is not compliance testing. Lab results apply to the sample as received.



Quality Control Pesticide Analysis (Continued)

Batch: IHL-D0102 - 202 (Continued)

Blank(2107045-BLK1)						
Analyte	Result	LOQ	Units	%Recovery Limits	Extracted	Analyzed
Spinosad	< LOQ	0.05	ppm		02/11/21 13:41	02/11/21 19:16
Spiromesifen	< LOQ	0.05	ppm		02/11/21 13:41	02/11/21 19:16
Spirotetramat	< LOQ	0.05	ppm		02/11/21 13:41	02/11/21 19:16
Spiroxamine	< LOQ	0.05	ppm		02/11/21 13:41	02/11/21 19:16
Tebuconazole	< LOQ	0.05	ppm		02/11/21 13:41	02/11/21 19:16
Thiacloprid	< LOQ	0.05	ppm		02/11/21 13:41	02/11/21 19:16
Thiamethoxam	< LOQ	0.05	ppm		02/11/21 13:41	02/11/21 19:16
Trifloxystrobin	< LOQ	0.05	ppm		02/11/21 13:41	02/11/21 19:16
DDVP (Dichlorvos)	< LOQ	0.05	ppm		02/11/21 13:41	02/11/21 19:16

LCS(2107045-BS1)						
Analyte	% Recovery	LOQ	Units	%Recovery Limits	Extracted	Analyzed
Abamectin	118	0.4	ppm	70-130	02/11/21 13:41	02/11/21 19:39
Acephate	108	0.06	ppm	70-130	02/11/21 13:41	02/11/21 19:39
Acequinocyl	26.9	0.4	ppm	5.57-33.8	02/11/21 13:41	02/11/21 19:39
Acetamiprid	113	0.06	ppm	70-130	02/11/21 13:41	02/11/21 19:39
Aldicarb	115	0.06	ppm	70-130	02/11/21 13:41	02/11/21 19:39
Azoxystrobin	117	0.06	ppm	70-130	02/11/21 13:41	02/11/21 19:39
Bifenazate	101	0.06	ppm	70-130	02/11/21 13:41	02/11/21 19:39
Bifenthrin	120	0.06	ppm	70-130	02/11/21 13:41	02/11/21 19:39
Boscalid	121	0.06	ppm	70-130	02/11/21 13:41	02/12/21 16:43
Carbaryl	115	0.06	ppm	70-130	02/11/21 13:41	02/11/21 19:39
Carbofuran	118	0.06	ppm	70-130	02/11/21 13:41	02/11/21 19:39
Chlorantraniliprole	82.7	0.06	ppm	70-130	02/11/21 13:41	02/11/21 19:39
Chlorfenapyr	166	0.4	ppm	70-130	02/11/21 13:41	02/12/21 16:43
Chlorpyrifos	124	0.06	ppm	70-130	02/11/21 13:41	02/11/21 19:39
Clofentezine	18.8	0.06	ppm	14.4-62.3	02/11/21 13:41	02/11/21 19:39
Daminozide	89.2	0.06	ppm	0-100	02/11/21 13:41	02/11/21 19:39
Cyfluthrin	108	0.06	ppm	70-130	02/11/21 13:41	02/12/21 16:43
Diazinon	115	0.06	ppm	70-130	02/11/21 13:41	02/11/21 19:39
Cypermethrin	109	0.4	ppm	70-130	02/11/21 13:41	02/12/21 16:43
Dimethoate	119	0.06	ppm	70-130	02/11/21 13:41	02/11/21 19:39
Ethoprophos	125	0.06	ppm	70-130	02/11/21 13:41	02/11/21 19:39
Etofenprox	103	0.06	ppm	70-130	02/11/21 13:41	02/11/21 19:39
Etoxazole	115	0.06	ppm	70-130	02/11/21 13:41	02/11/21 19:39
Fenoxycarb	110	0.06	ppm	70-130	02/11/21 13:41	02/11/21 19:39
Fenpyroximate	81.8	0.06	ppm	70-130	02/11/21 13:41	02/11/21 19:39
Fonicamid	95.2	0.06	ppm	70-130	02/11/21 13:41	02/11/21 19:39
Fludioxonil	107	0.06	ppm	70-130	02/11/21 13:41	02/11/21 19:39



Russell Kuhfeld

Russell Kuhfeld
Quality Officer - 2/20/2021

All QC samples met acceptance criteria of the method; data available upon request. These results relate only to the sample included on this report. The report may not be reproduced except in full, without the written permission of Green Leaf Lab.

This is for informational testing and is not compliance testing. Lab results apply to the sample as received.



Quality Control Pesticide Analysis (Continued)

Batch: IHL-D0102- 202 (Continued)

LCS(2107045-BS1)						
Analyte	% Recovery	LOQ	Units	%Recovery Limits	Extracted	Analyzed
Hexythiazox	134	0.1	ppm	80-120	02/11/21 13:41	02/11/21 19:39
Imazalil	80.6	0.06	ppm	57.9-96.4	02/11/21 13:41	02/11/21 19:39
Fipronil	126	0.1	ppm	70-130	02/11/21 13:41	02/12/21 16:43
Imidacloprid	106	0.06	ppm	70-130	02/11/21 13:41	02/11/21 19:39
Fludioxonil	97.2	0.06	ppm	70-130	02/11/21 13:41	02/12/21 16:43
Metalaxyl	116	0.06	ppm	70-130	02/11/21 13:41	02/11/21 19:39
Methiocarb	113	0.06	ppm	70-130	02/11/21 13:41	02/11/21 19:39
Methomyl	122	0.06	ppm	70-130	02/11/21 13:41	02/11/21 19:39
Myclobutanil	85.6	0.06	ppm	70-130	02/11/21 13:41	02/11/21 19:39
Kresoxim-methyl	116	0.1	ppm	70-130	02/11/21 13:41	02/12/21 16:43
Naled	119	0.06	ppm	70-130	02/11/21 13:41	02/11/21 19:39
Malathion	112	0.06	ppm	70-130	02/11/21 13:41	02/12/21 16:43
Oxamyl	110	0.06	ppm	70-130	02/11/21 13:41	02/11/21 19:39
Paclobutrazol	99.9	0.06	ppm	70-130	02/11/21 13:41	02/11/21 19:39
Methyl parathion	89.0	0.06	ppm	70-130	02/11/21 13:41	02/12/21 16:43
MGK-264	118	0.06	ppm	70-130	02/11/21 13:41	02/12/21 16:43
Phosmet	104	0.06	ppm	70-130	02/11/21 13:41	02/11/21 19:39
Piperonyl butoxide	83.2	0.9	ppm	70-130	02/11/21 13:41	02/11/21 19:39
Prallethrin	103	0.06	ppm	70-130	02/11/21 13:41	02/11/21 19:39
Propoxur	118	0.06	ppm	70-130	02/11/21 13:41	02/11/21 19:39
Permethrins	96.8	0.06	ppm	70-130	02/11/21 13:41	02/12/21 16:43
Pyrethrins	191	0.06	ppm	70-130	02/11/21 13:41	02/11/21 19:39
Pyridaben	114	0.06	ppm	70-130	02/11/21 13:41	02/11/21 19:39
Propiconazole	138	0.06	ppm	70-130	02/11/21 13:41	02/12/21 16:43
Spinosad	90.8	0.06	ppm	70-130	02/11/21 13:41	02/11/21 19:39
Spiromesifen	124	0.06	ppm	70-130	02/11/21 13:41	02/11/21 19:39
Spirotetramat	100	0.06	ppm	70-130	02/11/21 13:41	02/11/21 19:39
Spiroxamine	97.9	0.06	ppm	70-130	02/11/21 13:41	02/11/21 19:39
Tebuconazole	86.4	0.06	ppm	70-130	02/11/21 13:41	02/11/21 19:39
Thiacloprid	114	0.06	ppm	70-130	02/11/21 13:41	02/11/21 19:39
Thiamethoxam	116	0.06	ppm	70-130	02/11/21 13:41	02/11/21 19:39
Trifloxystrobin	117	0.06	ppm	70-130	02/11/21 13:41	02/11/21 19:39
DDVP (Dichlorvos)	130	0.06	ppm	70-130	02/11/21 13:41	02/11/21 19:39

Solvent Analysis

Batch: IHL-D0102 - 205

Blank(2107041-BLK1)						
Analyte	Result	LOQ	Units	%Recovery Limits	Extracted	Analyzed



Russell Kuhfeld

Russell Kuhfeld
Quality Officer - 2/20/2021

All QC samples met acceptance criteria of the method; data available upon request. These results relate only to the sample included on this report. The report may not be reproduced except in full, without the written permission of Green Leaf Lab.

This is for informational testing and is not compliance testing. Lab results apply to the sample as received.



Quality Control Solvent Analysis (Continued)

Batch: IHL-D0102- 205 (Continued)

Blank(2107041-BLK1)						
Analyte	Result	LOQ	Units	%Recovery Limits	Extracted	Analyzed
Acetone	< LOQ	1000	ppm		02/11/21 09:30	02/12/21 02:58
Acetonitrile	< LOQ	50.00	ppm		02/11/21 09:30	02/12/21 02:58
Benzene	3.430	1.000	ppm		02/11/21 09:30	02/12/21 02:58
Butanes	< LOQ	1000	ppm		02/11/21 09:30	02/12/21 02:58
2-Butanol	< LOQ	1000	ppm		02/11/21 09:30	02/12/21 02:58
Cumene	< LOQ	35.00	ppm		02/11/21 09:30	02/12/21 02:58
Cyclohexane	< LOQ	50.00	ppm		02/11/21 09:30	02/12/21 02:58
Dichloromethane	< LOQ	50.00	ppm		02/11/21 09:30	02/12/21 02:58
1,4-Dioxane	< LOQ	50.00	ppm		02/11/21 09:30	02/12/21 02:58
2-Ethoxyethanol	< LOQ	80.00	ppm		02/11/21 09:30	02/12/21 02:58
Ethyl acetate	< LOQ	1000	ppm		02/11/21 09:30	02/12/21 02:58
Ethyl benzene	< LOQ	35.00	ppm		02/11/21 09:30	02/12/21 02:58
Ethylene glycol	< LOQ	310.0	ppm		02/11/21 09:30	02/12/21 02:58
Ethylene oxide	< LOQ	25.00	ppm		02/11/21 09:30	02/12/21 02:58
Ethyl ether	< LOQ	1000	ppm		02/11/21 09:30	02/12/21 02:58
Heptane	< LOQ	1000	ppm		02/11/21 09:30	02/12/21 02:58
Hexanes	< LOQ	50.00	ppm		02/11/21 09:30	02/12/21 02:58
Isopropyl acetate	< LOQ	1000	ppm		02/11/21 09:30	02/12/21 02:58
Methanol	< LOQ	1000	ppm		02/11/21 09:30	02/12/21 02:58
Pentanes	65.01	1000	ppm		02/11/21 09:30	02/12/21 02:58
Propane	< LOQ	1000	ppm		02/11/21 09:30	02/12/21 02:58
2-Propanol (IPA)	< LOQ	1000	ppm		02/11/21 09:30	02/12/21 02:58
Tetrahydrofuran	< LOQ	50.00	ppm		02/11/21 09:30	02/12/21 02:58
Toluene	< LOQ	50.00	ppm		02/11/21 09:30	02/12/21 02:58
Xylenes	< LOQ	50.00	ppm		02/11/21 09:30	02/12/21 02:58

LCS(2107041-BS1)						
Analyte	% Recovery	LOQ	Units	%Recovery Limits	Extracted	Analyzed
Acetone	61.7	1000	ppm	70-130	02/11/21 09:30	02/11/21 23:58
Acetonitrile	71.3	50.00	ppm	70-130	02/11/21 09:30	02/11/21 23:58
Benzene	78.5	1.000	ppm	70-130	02/11/21 09:30	02/11/21 23:58
n-Butane	74.3	50.00	ppm	70-130	02/11/21 09:30	02/11/21 23:58
Butanes	73.3	1000	ppm	70-130	02/11/21 09:30	02/11/21 23:58
2-Butanol	73.9	1000	ppm	70-130	02/11/21 09:30	02/11/21 23:58
Cumene	73.4	35.00	ppm	70-130	02/11/21 09:30	02/11/21 23:58
Cyclohexane	69.7	50.00	ppm	70-130	02/11/21 09:30	02/11/21 23:58
Dichloromethane	63.6	50.00	ppm	70-130	02/11/21 09:30	02/11/21 23:58
1,4-Dioxane	71.7	50.00	ppm	70-130	02/11/21 09:30	02/11/21 23:58
2-Ethoxyethanol	78.7	80.00	ppm	70-130	02/11/21 09:30	02/11/21 23:58



Russell Kuhfeld

Russell Kuhfeld
Quality Officer - 2/20/2021

All QC samples met acceptance criteria of the method; data available upon request. These results relate only to the sample included on this report. The report may not be reproduced except in full, without the written permission of Green Leaf Lab.

This is for informational testing and is not compliance testing. Lab results apply to the sample as received.



Quality Control Solvent Analysis (Continued)

Batch: IHL-D0102 - 205 (Continued)

LCS(2107041-BS1)						
Analyte	% Recovery	LOQ	Units	%Recovery Limits	Extracted	Analyzed
Ethyl acetate	70.7	1000	ppm	70-130	02/11/21 09:30	02/11/21 23:58
Ethyl benzene	70.9	35.00	ppm	70-130	02/11/21 09:30	02/11/21 23:58
Ethylene glycol	81.0	310.0	ppm	70-130	02/11/21 09:30	02/11/21 23:58
Ethylene oxide	53.2	25.00	ppm	70-130	02/11/21 09:30	02/11/21 23:58
Ethyl ether	68.0	1000	ppm	70-130	02/11/21 09:30	02/11/21 23:58
Heptane	74.7	1000	ppm	70-130	02/11/21 09:30	02/11/21 23:58
n-Hexane	69.5	50.00	ppm	70-130	02/11/21 09:30	02/11/21 23:58
Hexanes	68.0	50.00	ppm	70-130	02/11/21 09:30	02/11/21 23:58
iso-Butane	72.3	50.00	ppm	70-130	02/11/21 09:30	02/11/21 23:58
Isopropyl acetate	72.8	1000	ppm	70-130	02/11/21 09:30	02/11/21 23:58
iso-Pentane	63.0	50.00	ppm	70-130	02/11/21 09:30	02/11/21 23:58
Methanol	69.5	1000	ppm	70-130	02/11/21 09:30	02/11/21 23:58
2-Methylpentane	73.9	50.00	ppm	70-130	02/11/21 09:30	02/11/21 23:58
3-Methylpentane	68.3	50.00	ppm	70-130	02/11/21 09:30	02/11/21 23:58
neo-Pentane	93.1	50.00	ppm	70-130	02/11/21 09:30	02/11/21 23:58
n-Pentane	76.3	50.00	ppm	70-130	02/11/21 09:30	02/11/21 23:58
Pentanes	77.4	1000	ppm	70-130	02/11/21 09:30	02/11/21 23:58
Propane	84.7	1000	ppm	70-130	02/11/21 09:30	02/11/21 23:58
2-Propanol (IPA)	74.8	1000	ppm	70-130	02/11/21 09:30	02/11/21 23:58
Tetrahydrofuran	70.9	50.00	ppm	70-130	02/11/21 09:30	02/11/21 23:58
Toluene	70.3	50.00	ppm	70-130	02/11/21 09:30	02/11/21 23:58



Russell Kuhfeld

Russell Kuhfeld
Quality Officer - 2/20/2021

All QC samples met acceptance criteria of the method; data available upon request. These results relate only to the sample included on this report. The report may not be reproduced except in full, without the written permission of Green Leaf Lab.

This is for informational testing and is not compliance testing. Lab results apply to the sample as received.



Delta 8 Distillate

Sample ID: IHL-D0102

Date Sampled: 02/09/21

Matrix: Hemp Extracts &

Date Accepted: 02/09/21

IHL-D0102

Results at a Glance

METALS : PASS



Russell Kuhfeld

Russell Kuhfeld
Quality Officer - 2/20/2021

All QC samples met acceptance criteria of the method; data available upon request. These results relate only to the sample included on this report. The report may not be reproduced except in full, without the written permission of Green Leaf Lab.

This is for informational testing and is not compliance testing. Lab results apply to the sample as received.



Delta 8 Distillate

Sample ID: IHL-D0102

Date Sampled: 02/09/21

Matrix: Hemp Extracts &

Date Accepted: 02/09/21

IHL-D0102

Metals Analysis by ICPMS

Date/Time Extracted: 02/18/21 11:42

Analysis Method/SOP: HM-001

Analyte	Result	LOD	LOQ	Units
Arsenic	< LOQ	0.0110	0.0500	ug/g
Cadmium	< LOQ	0.00100	0.0500	ug/g
Lead	< LOQ	0.00150	0.0500	ug/g
Mercury	< LOQ	0.00350	0.0100	ug/g

Metal analyses are not accredited to ORELAP TNI 2009 Quality Standards.
<LOQ - Results below the Limit of Quantitation - Compound not detected

Analysis Subcontracted to Green Leaf Labs - SCCA.



**ISO 17025
ACCREDITED
LABORATORY**

Russell Kuhfeld

Russell Kuhfeld
Quality Officer - 2/20/2021

All QC samples met acceptance criteria of the method; data available upon request. These results relate only to the sample included on this report. The report may not be reproduced except in full, without the written permission of Green Leaf Lab.

This is for informational testing and is not compliance testing. Lab results apply to the sample as received.



Quality Control Metals Analysis

Batch: IHL-D0102- Metals

Blank(2108062-BLK1)						
Analyte	Result	LOQ	Units	%Recovery Limits	Extracted	Analyzed
Cadmium	< LOQ	0.0500	ug/g		02/18/21 11:42	02/19/21 14:08
Lead	< LOQ	0.0500	ug/g		02/18/21 11:42	02/19/21 14:08
Arsenic	< LOQ	0.0500	ug/g		02/18/21 11:42	02/19/21 14:08
Mercury	< LOQ	0.0100	ug/g		02/18/21 11:42	02/19/21 14:08

LCS(2108062-BS1)						
Analyte	% Recovery	LOQ	Units	%Recovery Limits	Extracted	Analyzed
Cadmium	107	0.0500	ug/g	70-130	02/18/21 11:42	02/19/21 14:10
Lead	100	0.0500	ug/g	70-130	02/18/21 11:42	02/19/21 14:10
Arsenic	105	0.0500	ug/g	70-130	02/18/21 11:42	02/19/21 14:10
Mercury	116	0.0100	ug/g	70-130	02/18/21 11:42	02/19/21 14:10



Russell Kuhfeld

Russell Kuhfeld
Quality Officer - 2/20/2021

All QC samples met acceptance criteria of the method; data available upon request. These results relate only to the sample included on this report. The report may not be reproduced except in full, without the written permission of Green Leaf Lab.

This is for informational testing and is not compliance testing. Lab results apply to the sample as received.

FC061120

Concentrates & Extracts, Cannabinoid Isolate, Multiple Solvents



Pesticides



Microbials



Mycotoxins



Heavy Metals



Foreign Matter



Solvents

Terpenes

Analyzed by 300.13 GC/FID and GC/MS



<LOQ
Total Terpenes

Compound	LOQ %	Mass %	Mass mg/g
α-Bisabolol	0.011	<LOQ	<LOQ
α-Humulene	0.011	<LOQ	<LOQ
α-Pinene	0.011	<LOQ	<LOQ
α-Terpinene	0.011	<LOQ	<LOQ
β-Caryophyllene	0.011	<LOQ	<LOQ
β-Myrcene	0.011	<LOQ	<LOQ
β-Pinene	0.011	<LOQ	<LOQ
Camphene	0.011	<LOQ	<LOQ
Caryophyllene Oxide	0.011	<LOQ	<LOQ
cis-Nerolidol	0.007	<LOQ	<LOQ
cis-Ocimene	0.007	<LOQ	<LOQ
δ-3-Carene	0.011	<LOQ	<LOQ
δ-Limonene	0.011	<LOQ	<LOQ
Eucalyptol	0.011	<LOQ	<LOQ
γ-Terpinene	0.011	<LOQ	<LOQ
Guaiol	0.011	<LOQ	<LOQ
Isopulegol	0.011	<LOQ	<LOQ
Linalool	0.011	<LOQ	<LOQ
p-Cymene	0.011	<LOQ	<LOQ
Terpinolene	0.011	<LOQ	<LOQ
trans-Nerolidol	0.004	<LOQ	<LOQ
trans-Ocimene	0.004	<LOQ	<LOQ

Cannabinoid Relative Concentration

Analyzed by 300.18 UHPLC/PDA



<LOQ
Total THC



99.399%
Total CBD




NT
Moisture: Not Tested

99.704%
Total Cannabinoids

Compound	LOQ %	Mass %	Mass mg/g	Relative Concentration
CBC	0.022	<LOQ	<LOQ	
CBCa	0.022	<LOQ	<LOQ	
CBD	0.022	99.399	993.99	
CBDa	0.022	<LOQ	<LOQ	
CBDV	0.022	0.305	3.05	
CBDVa	0.022	<LOQ	<LOQ	
CBG	0.022	<LOQ	<LOQ	
CBGa	0.022	<LOQ	<LOQ	
CBL	0.022	<LOQ	<LOQ	
CBN	0.022	<LOQ	<LOQ	
Δ8-THC	0.022	<LOQ	<LOQ	
Δ9-THC	0.022	<LOQ	<LOQ	
THCa	0.022	<LOQ	<LOQ	
THCV	0.022	<LOQ	<LOQ	
THCVa	0.022	<LOQ	<LOQ	

Total THC = 0.877 x THC-A + Δ9-THC + Δ8-THC; Total CBD = CBDa * 0.877 + CBD
The 0.1% Pass criteria for the THC and Δ9-THC level is set by Nectartek.



Stacy Gardalen

Stacy Gardalen
Quality Control

Glen Marquez

Glen Marquez
Quality Control



4439 Polaris Ave
Las Vegas, NV
(702) 728-5180

www.dblabslv.com



Certificate of Analysis

Powered by Confident Cannabis

Sample: 2006DBL0289.6292
METRC Sample: R1-R6

Strain: ISOLATE

FC061120

Concentrates & Extracts, Cannabinoid Isolate, Multiple Solvents

Pesticides

Analyzed by 300.9 LC/MS/MS and GC/MS/MS

Pass

Compound	LOQ	Limit	Mass	Status
	PPB	PPB	PPB	
Abamectin	10	200	<LOQ	Pass
Acequinocyl	10	4000	<LOQ	Pass
Bifenazate	10	400	<LOQ	Pass
Bifenthrin	10	100	<LOQ	Pass
Cyfluthrin	10	2000	<LOQ	Pass
Cypermethrin	10	1000	<LOQ	Pass
Daminozide	10	800	<LOQ	Pass
Dimethomorph	10	2000	<LOQ	Pass
Etoxazole	10	400	<LOQ	Pass
Fenhexamid	10	1000	<LOQ	Pass
Flonicamid	10	1000	<LOQ	Pass
Fludioxonil	10	500	<LOQ	Pass
Imidacloprid	10	500	<LOQ	Pass
Myclobutanil	10	400	<LOQ	Pass
Pacllobutrazol	10	400	<LOQ	Pass
Piperonyl Butoxide	10	3000	<LOQ	Pass
Pyrethrins	10	2000	<LOQ	Pass
Quintozene	10	800	<LOQ	Pass
Spinetoram	10	1000	<LOQ	Pass
Spinosad	10	1000	<LOQ	Pass
Spirotetramat	10	1000	<LOQ	Pass
Thiamethoxam	10	400	<LOQ	Pass
Trifloxystrobin	10	1000	<LOQ	Pass
Plant Growth Regulators	10	50	<LOQ	Pass

Microbials

Analyzed by 300.1 Plating/QPCR

Pass

Quantitative Analysis	LOQ	Limit	Mass	Status
	CFU/g	CFU/g	CFU/g	
Bile-Tolerant Gram-Negative Bacteria	9	100	<LOQ	Pass
Coliforms	9	100	<LOQ	Pass
Yeast & Mold	90	1000	<LOQ	Pass

Qualitative Analysis	Detected or Not Detected	Status
Aspergillus	Not Detected	Pass
E. Coli	Not Detected	Pass
Salmonella	Not Detected	Pass

Mycotoxins

Analyzed by 300.2 Elisa

Pass

Mycotoxin	LOQ	Limit	Mass	Status
	PPB	PPB	PPB	
Aflatoxins	4.0	20.0	4.9	Pass
Ochratoxin A	2.0	20.0	4.2	Pass

Heavy Metals

Analyzed by 300.8 ICP/MS

Pass

Element	LOQ	Limit	Mass	Status
	PPB	PPB	PPB	
Arsenic	59	2000	<LOQ	Pass
Cadmium	59	820	<LOQ	Pass
Lead	59	1200	<LOQ	Pass
Mercury	59	400	<LOQ	Pass

Residual Solvents

Analyzed by 300.13 GC/FID and GC/MS

Pass

Compound	LOQ	Limit	Mass	Status
	PPM	PPM	PPM	
Butanes	71	500	<LOQ	Pass
Ethanol	71		<LOQ	Tested
Heptanes	71	500	<LOQ	Pass
Propane	71	500	<LOQ	Pass
Pentane	71	750	276	Pass



Stacy Gardalen

Stacy Gardalen
Quality Control

Glen Marquez

Glen Marquez
Quality Control



4439 Polaris Ave
Las Vegas, NV
(702) 728-5180
www.dblabslv.com

This report is considered highly confidential and the sole property of the customer. DB Labs will not discuss any part of this study with personnel other than those authorized by the client. The results described in this report only apply to the samples analyzed. The reported result is based on a sample weight with the applicable moisture content for that sample. LOQ = Limit of Quantitation. Pesticide LOQ = Instrument Limit of Quantitation, NA = Not Analyzed, ND = Not Detected, NR = Not Reported, NT = Not Tested. PGR = Plant Growth Regulator. Unless otherwise stated all quality control samples performed within specifications established by the Laboratory. This product has been tested by DB Labs, LLC (MME# 61887736101164525768) using valid testing methodologies and a quality system as required by Nevada state law. Edibles are picked up prior to final packaging unless otherwise stated. Values reported relate only to the product tested. The uncertainty of measurement associated with the measurement result reported in this certificate is available from the organization upon request. DB Labs makes no claims as to the efficacy, safety or other risks associated with any detected or non-detected levels of any compounds reported herein. This Certificate shall not be reproduced except in full, without the written approval of DB Labs.

Test Details

TESTER NAME

Chance Terry

TEST TAKEN

Aug. 28th, 2020, 10:27:28 AM

STRAIN/SAMPLE NAME ML

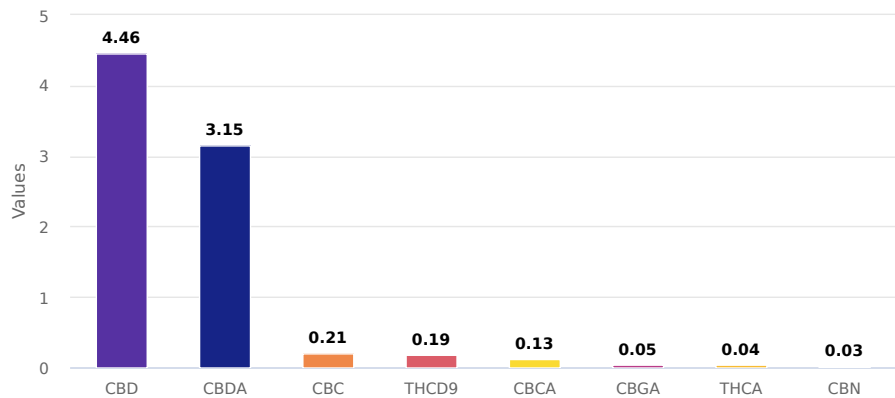
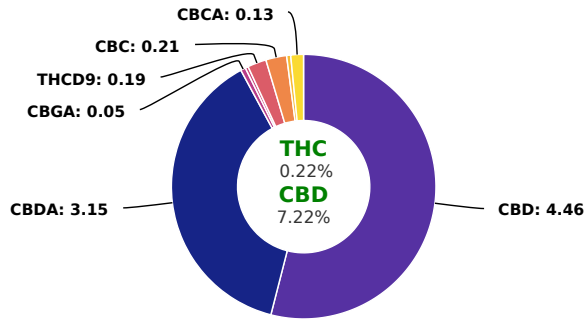
BATCH NUMBER

MATRON LOOP - GROW AREA 1

SAMPLE WEIGHT

334 mg

NOTES



Cannabinoid	Result (%)	Result (mg/g)	LOQ (%)
CBDV	N/D	N/D	0.01%
CBDVA	N/D	N/D	0.01%
THCV	N/D	N/D	0.01%
CBD	4.46%	44.55	0.00%
CBG	N/D	N/D	0.02%
CBDA	3.15%	31.54	0.01%
CBGA	0.05%	0.47	0.01%
CBN	0.03%	0.34	0.01%
THCD9	0.19%	1.86	0.01%
THCD8	N/D	N/D	0.01%
CBC	0.21%	2.07	0.01%
CBNA	N/D	N/D	0.00%
THCA	0.04%	0.40	0.01%
CBCA	0.13%	1.30	0.01%

Equations

% of THC Total = % of THCD9 + (% of THCA x 0.877)
 % of CBD Total = % of CBD + (% of CBDA x 0.877)
 % of CBG Total = % of CBG + (% of CBGA x 0.876)
 % of CBN Total = % of CBN + (% of CBNA x 0.876)
 % of CBC Total = % of CBC + (% of CBCA x 0.877)

% of CBDV Total = % of CBDV + (% of CBDVA x 0.867)
 Moisture Content = 100 x [(As-Harvested Weight - Dry Weight) / As-Harvested Weight]
 LOQ = Limit of Quantitation
 N/D = Not Detected